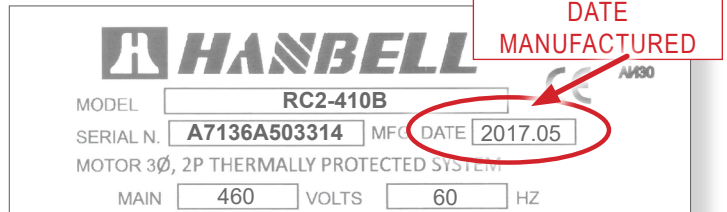





RC-STEP CONVERT NC

STEPLESS TO STEP CONVERSION KIT

(Used with Compressors Manufactured AFTER May 2013)




All HANBELL MODELS AFTER 2013

PART #	DESCRIPTION	QUANTITY
3101-1003BA-A	Gasket	3
3101-1039C	Fix cover plate	1
3142-1003CA-A	Load Gasket for cover plate	1
4301-804012	Bolt for solenoid valve 4mm diameter x 12mm length -4 ea	2


Packaging

Ship Weight 0.98 lb (approx)
 Box Dimensions..... 7 x 6" x 3"


Supports the Solenoid configurations below:




33%, 66%, LOAD Solenoids - BEFORE CONVERSION




AFTER CONVERSION




25%, 50%, LOAD Solenoids - BEFORE CONVERSION



AFTER CONVERSION

**NOTE #1**

The Load Solenoid and existing gasket will be removed and replaced with a load gasket and cap. The load gasket has a large hole allowing the oil to flow continuously to the slide piston chamber fully loading the compressor.

**NOTE #2**

Remove the existing Unload Solenoids you will be using and remove the orifice plugs. Re-install the Unload Solenoids using new gaskets. Be mindful of the gasket orientation aligning the holes with the solenoid and casing. For the 3 step configuration, install the Load Solenoid in place of the cap on the 75% unload port.